
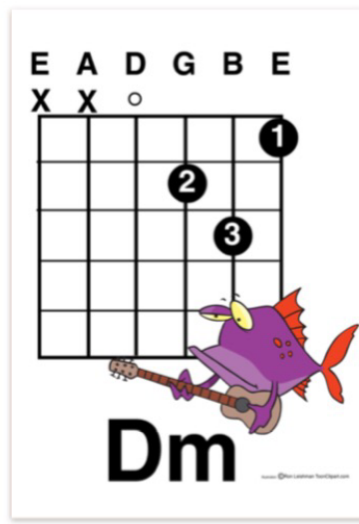
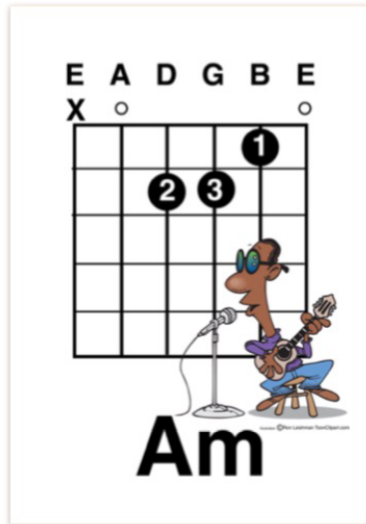


# KIDS GUITAR LESSON 4



## Lesson Plan

Make sure the guitar is in tune

Check progress from the previous lesson

Introduce the Am chord shape

Introduce Dm shape

Introduce E chord shape

Ask child (or children) to move between the chords

Use "1-2-3-4" count to help student(s) to respond in time

Play changes using a backing track or metronome

Encourage the student to practice before the next session and let them know what comes next